

# DEKTITE PREMIUM

Dektite Premium is a versatile flashing design suitable for most pipe flashing requirements.

- Suitable for longrun steel roofing & wall cladding
- EPDM temperature range: -50°C to 115°C and up to 150°C intermittently
- Silicone temperature range: -60°C to 200°C and up to 250°C intermittently




Code: Black EPDM	Code: Grey EPDM	Code: Red Silicone	Pipe OD (mm)	Base (mm)	Roof Pitch
DFE10MB	DFE10MG		0-20	71 x 71	Up to 60°
DFE100B	DFE100G		0-35	101 x 101	
DFE101B	DFE101G	DFE201RE	5-55	139 x 139	
DFE102BA	DFE102GA	DFE202REA	50-70	181 x 181	Up to 45°
DFE103B	DFE103G	DFE203RE	5-127	220 x 220	
DFE104B	DFE104G	DFE204RE	75-175	280 x 280	
DFE105B	DFE105G	DFE205RE	100-200	308 x 308	
DFE106B	DFE106G	DFE206RE	125-230	363 x 363	
DFE107B	DFE107G	DFE207RE	150-300	456 x 456	
DFE108B	DFE108G	DFE208RE	170-355	496 x 496	
DFE109B	DFE109G	DFE209RE	230-508	681 x 681	

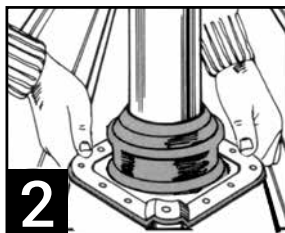
Depending on penetration size, roofing profile and pitch, additional flashings may be required for New Zealand Building Code requirements. See pg 31 &32.

# DEKTITE PREMIUM (CONT.)

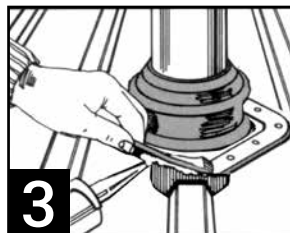
## Installation instructions



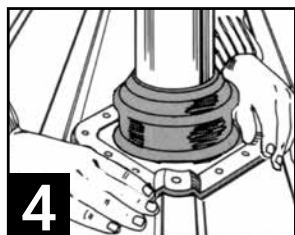
Trim the cone to suit pipe size using sharp tin snips.



Slide down the pipe using water as a lubricant.

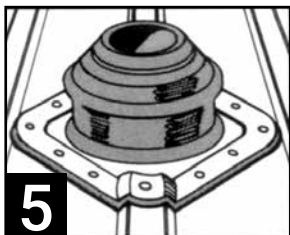


Apply a neutral cure 100% silicone sealant to the underside of the Dektite.

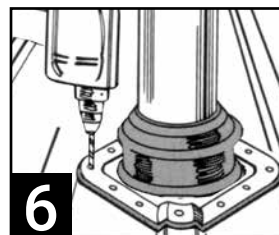


Press base to roof profile by hand.

Don't fully extend, this allows for vibration.



Fit the Dektite on the diamond or bias.



Fasten using self drilling washered screws or sealed rivets.

Fit fasteners progressively outward in opposing pairs.